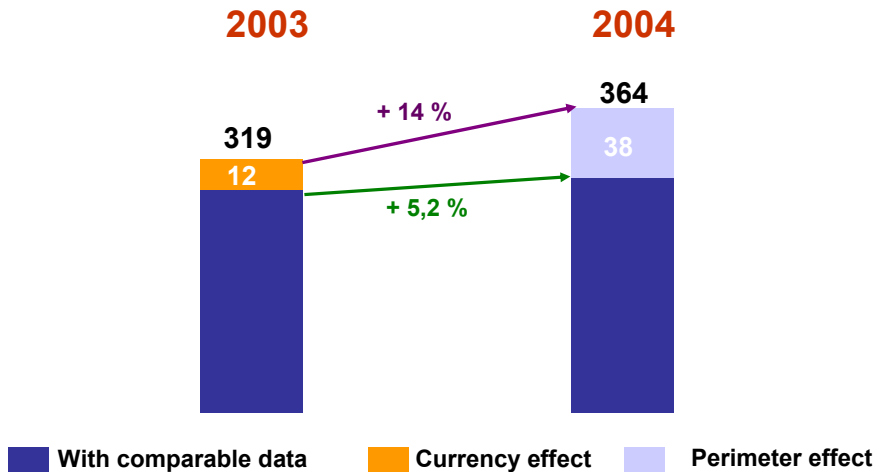




/ Sales on 9 months  
(fiscal year 2003-2004)

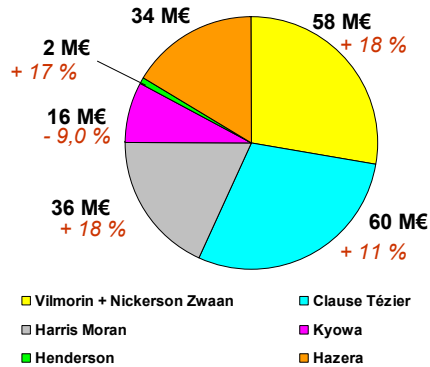
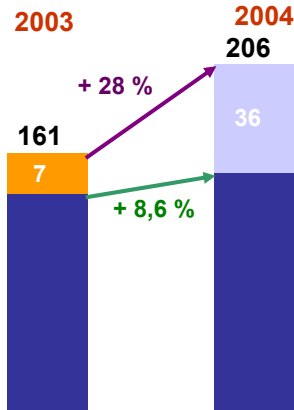
/ Sales on March 31st  
Consolidated

in M€



## / Sales on March 31st Professional Branch

in M€

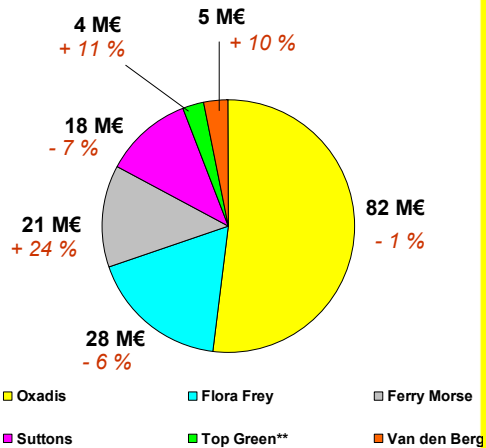
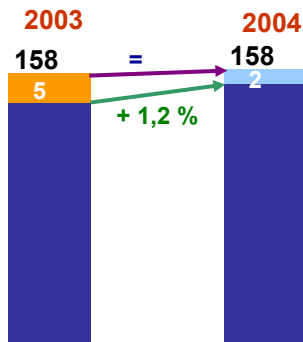


■ With comparable data  
■ Currency effect  
■ Perimeter effect

/ VCC sales on 9 months (FY 2003-2004)

## / Sales on March 31st Home Garden Branch

in M€



■ With comparable data  
■ Currency effect  
■ Perimeter effect

\*\* à 50%

/ VCC sales on 9 months (FY 2003-2004)